



Service through Experience

Now in:

Polokwane, Limpopo

Nelspruit, Mpumalanga

Potchefstroom, Northwest


Somerset West, Western Cape

Rustenburg, Northwest





info@netcall.co.za | www.netcall.co.za

HiKu HIGH POWER MONO PERC MODULE 435 W ~ 465W




CS3W-435 | 440 | 445 | 450 | 455 | 460 | 465MS



MORE POWER

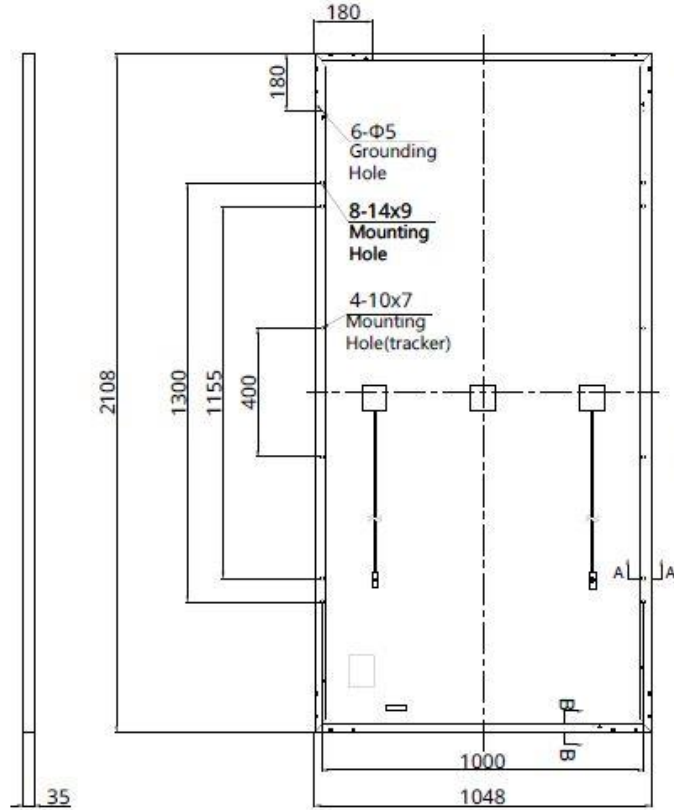
-  26 % more power than conventional modules
-  Up to 4.5 % lower LCOE
Up to 2.7 % lower system cost
-  Low NMOT: $41 \pm 3 \text{ }^\circ\text{C}$
Low temperature coefficient (Pmax): $-0.34 \text{ } \%/^\circ\text{C}$
-  Better shading tolerance

MORE RELIABLE

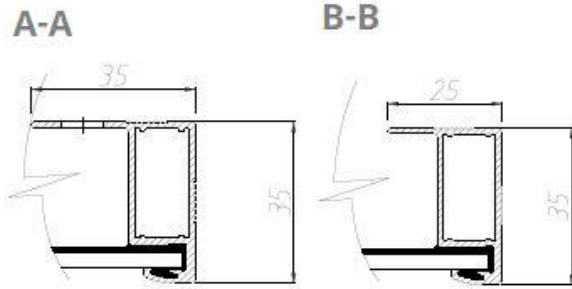
-  Lower internal current,
lower hot spot temperature
-  Minimizes micro-crack impacts
-  Heavy snow load up to 5400 Pa,
wind load up to 3600 Pa*

ENGINEERING DRAWING (mm)

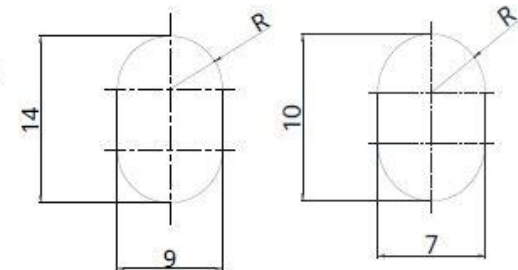
Rear View



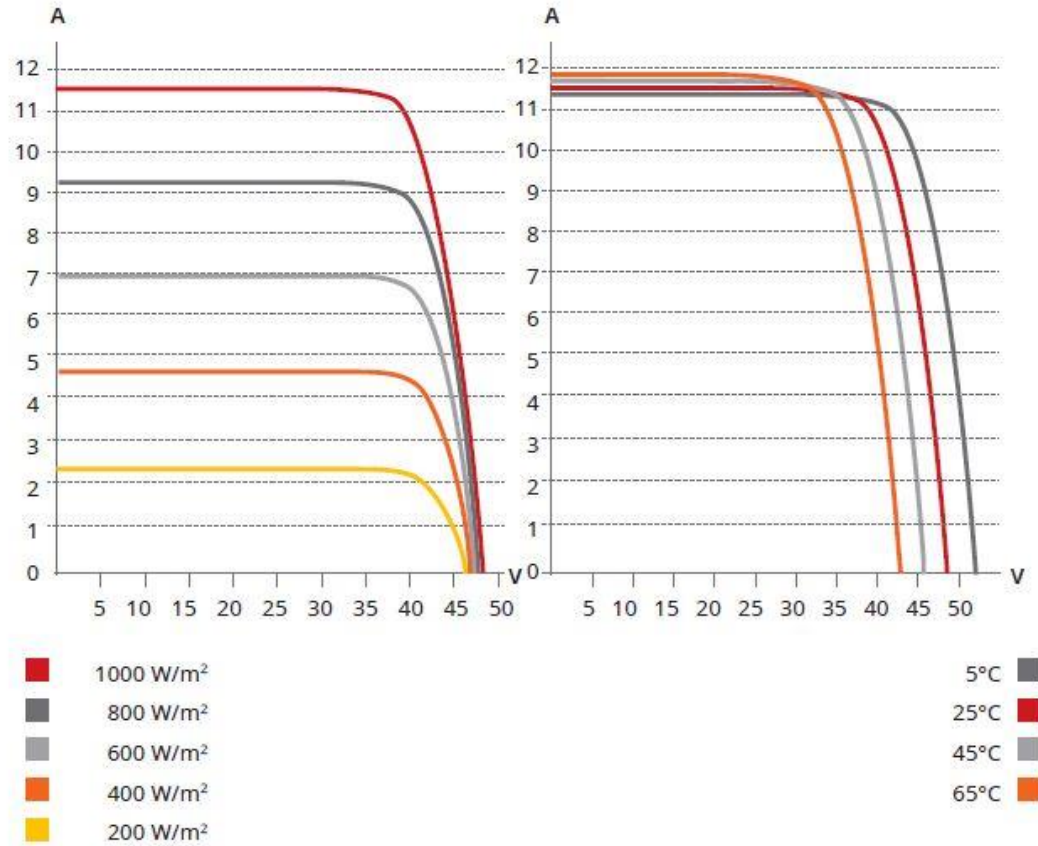
Frame Cross Section



Mounting Hole



CS3W-435MS / I-V CURVES



Specifications

ELECTRICAL DATA | STC*

| CS3W | 435MS | 440MS | 445MS | 450MS | 455MS | 460MS | 465MS |
|------------------------------|---|---------|---------|---------|---------|---------|---------|
| Nominal Max. Power (Pmax) | 435 W | 440 W | 445 W | 450 W | 455 W | 460 W | 465 W |
| Opt. Operating Voltage (Vmp) | 40.5 V | 40.7 V | 40.9 V | 41.1 V | 41.3 V | 41.5 V | 41.7 V |
| Opt. Operating Current (Imp) | 10.75 A | 10.82 A | 10.89 A | 10.96 A | 11.02 A | 11.09 A | 11.16 A |
| Open Circuit Voltage (Voc) | 48.5 V | 48.7 V | 48.9 V | 49.1 V | 49.3 V | 49.5 V | 49.7 V |
| Short Circuit Current (Isc) | 11.42 A | 11.48 A | 11.54 A | 11.60 A | 11.66 A | 11.72 A | 11.78 A |
| Module Efficiency | 19.7% | 19.9% | 20.1% | 20.4% | 20.6% | 20.8% | 21.1% |
| Operating Temperature | -40°C ~ +85°C | | | | | | |
| Max. System Voltage | 1500V (IEC/UL) or 1000V (IEC/UL) | | | | | | |
| Module Fire Performance | TYPE 1 (UL 61730 1500V) or TYPE 2 (UL 61730 1000V) or CLASS C (IEC 61730) | | | | | | |
| Max. Series Fuse Rating | 20 A | | | | | | |
| Application Classification | Class A | | | | | | |
| Power Tolerance | 0 ~ + 10 W | | | | | | |

* Under Standard Test Conditions (STC) of irradiance of 1000 W/m², spectrum AM 1.5 and cell temperature of 25°C.

ELECTRICAL DATA | NMOT*

| CS3W | 435MS | 440MS | 445MS | 450MS | 455MS | 460MS | 465MS |
|------------------------------|--------|--------|--------|--------|--------|--------|--------|
| Nominal Max. Power (Pmax) | 326 W | 330 W | 334 W | 338 W | 341 W | 345 W | 349 W |
| Opt. Operating Voltage (Vmp) | 38.0 V | 38.2 V | 38.3 V | 38.5 V | 38.7 V | 38.9 V | 39.1 V |
| Opt. Operating Current (Imp) | 8.59 A | 8.65 A | 8.71 A | 8.76 A | 8.82 A | 8.87 A | 8.92 A |
| Open Circuit Voltage (Voc) | 45.8 V | 46.0 V | 46.2 V | 46.4 V | 46.6 V | 46.8 V | 47.0 V |
| Short Circuit Current (Isc) | 9.21 A | 9.26 A | 9.31 A | 9.35 A | 9.40 A | 9.45 A | 9.50 A |

* Under Nominal Module Operating Temperature (NMOT), irradiance of 800 W/m², spectrum AM 1.5, ambient temperature 20°C, wind speed 1 m/s.

* The specifications and key features contained in this datasheet may deviate slightly from our actual products due to the on-going innovation and product enhancement. CSI Solar Co., Ltd. reserves the right to make necessary adjustment to the information described herein at any time without further notice. Please be kindly advised that PV modules should be handled and installed by qualified people who have professional skills and please carefully read the safety and installation instructions before using our PV modules.

MECHANICAL DATA

| Specification | Data |
|------------------------------------|--|
| Cell Type | Mono-crystalline |
| Cell Arrangement | 144 [2 X (12 X 6)] |
| Dimensions | 2108 X 1048 X 35 mm (83.0 X 41.3 X 1.38 in) |
| Weight | 24.3 kg (53.6 lbs) |
| Front Cover | 3.2 mm tempered glass |
| Frame | Anodized aluminium alloy |
| J-Box | IP68, 3 bypass diodes |
| Cable | 4 mm ² (IEC), 12 AWG (UL) |
| Cable Length (Including Connector) | 500 mm (19.7 in) (+) / 350 mm (13.8 in) (-) (supply additional cable jumper: 2 lines/pallet) or customized length* |
| Connector | T4 series or MC4-EVO2 |
| Per Pallet | 30 pieces |
| Per Container (40' HQ) | 660 pieces |

* For detailed information, please contact your local Canadian Solar sales and technical representatives.

TEMPERATURE CHARACTERISTICS

| Specification | Data |
|--------------------------------------|--------------|
| Temperature Coefficient (Pmax) | -0.34 % / °C |
| Temperature Coefficient (Voc) | -0.26 % / °C |
| Temperature Coefficient (Isc) | 0.05 % / °C |
| Nominal Module Operating Temperature | 41 ± 3°C |

MANAGEMENT SYSTEM CERTIFICATES*

ISO 9001:2015 / Quality management system
ISO 14001:2015 / Standards for environmental management system
ISO 45001: 2018 / International standards for occupational health & safety

PRODUCT CERTIFICATES*

IEC 61215 / IEC 61730 / CE / MCS / INMETRO / UKCA
FSEC (US Florida) / UL 61730 / IEC 61701 / IEC 62716
UNI 9177 Reaction to Fire: Class 1 / Take-e-way



* The specific certificates applicable to different module types and markets will vary, and therefore not all of the certifications listed herein will simultaneously apply to the products you order or use. Please contact your local Canadian Solar sales representative to confirm the specific certificates available for your product and applicable in the regions in which the products will be used.



Enhanced Product Warranty on Materials and Workmanship*



Linear Power Performance Warranty*

**1st year power degradation no more than 2%
Subsequent annual power degradation no more than 0.55%**

*According to the applicable Canadian Solar Limited Warranty Statement.

